



District Report Card: 2017


State: Arunachal Pradesh	District: Tawang
Class: 8	Subject: Mathematics
Schools: 29	Students: 308


Participation/Coverage


Students

<div>GENDER</div> <div></div>	Boys				Girls			
	Number		%		Number		%	
	123		39.94		185		60.06	

<div>AREA</div> <div></div>	Rural				Urban			
	Number		%		Number		%	
	285		92.53		23		7.47	

<div>CATEGORY</div> <div></div>	SC		ST		OBC		GEN	
	Number	%	Number	%	Number	%	Number	%
	0	0.00	267	86.69	4	1.30	37	12.01

<div>CWSN</div> <div></div>	LD	VI	HI	S&LD	ID	Oth
	1	3	1	0	10	0

<div>Management</div> <div></div>	Government			Government-aided		
	Number		%	Number		%
	200		64.94	108		35.06

Average Performance of Students in Mathematics (%)

Overall	Gender		Area		Management		Social Group			
	Male	Female	Rural	Urban	Govt.	Aided	SC	ST	OBC	GEN
34.72	35.88	33.95	35.06	30.43	33.87	36.30	0.00	35.11	18.33	33.69

Performance on Learning Outcomes (LOs)

Learning Outcomes	Description	Average Performance(%)
M601	Solves problems involving large numbers by applying appropriate operations	27.33
M606	Solves problems on daily life situations involving addition and subtraction of fractions / decimals	38.00
M620	Finds out the perimeter and area of rectangular objects in the surroundings like floor of the class room, surfaces of a chalk box etc.	34.28
M621	Arranges given/collected information in the form of table, pictograph and bar graph and interprets them	28.67
M702	Interprets the division and multiplication of fractions	32.47
M705	Solves problems related to daily life situations involving rational numbers	31.82
M706	Uses exponential form of numbers to simplify problems involving multiplication and division of large numbers	28.48
M707	Adds/subtracts algebraic expressions	44.81
M710	Solves problems related to conversion of percentage to fraction and decimal and vice versa	14.56
M717	Finds out approximate area of closed shapes by using unit square grid/graph sheet	28.00
M719	Finds various representative values for simple data from her/his daily life contexts like mean, median and mode	46.07
M721	Interprets data using bar graph	47.47
M801	Generalizes properties of addition, subtraction, multiplication and division of rational numbers through patterns	17.72
M802	Finds rational numbers between two given rational numbers	31.01
M803	Proves divisibility rules of 2, 3, 4, 5, 6, 9 and 11	36.00
M804	Finds squares, cubes, square roots and cube roots of numbers using different methods	37.97
M808	Uses various algebraic identities in solving problems of daily life	42.41
M812	Verifies properties of parallelogram and establishes the relationship between them through reasoning	31.66
M818	Finds surface area and volume of cuboidal and cylindrical object	27.85
M819	Draws and interprets bar charts and pie charts	41.23

Range of Performance of Students who Answered Correctly							
Below 30%		30% - 50%		50% - 75%		Above 75%	
Number	%	Number	%	Number	%	Number	%
142	46.10	115	37.34	40	12.99	11	3.57

Lowest Performing Learning Outcomes (LOs)

- 1 - Solves problems related to conversion of percentage to fraction and decimal and vice versa (14.56)
- 2 - Generalizes properties of addition, subtraction, multiplication and division of rational numbers through patterns (17.72)

- 3 - Solves problems involving large numbers by applying appropriate operations (27.33)
- 4 - Finds surface area and volume of cuboidal and cylindrical object (27.85)
- 5 - Finds out approximate area of closed shapes by using unit square grid/graph sheet (28.00)